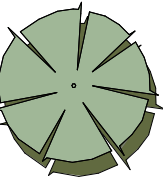
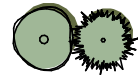



LANDSCAPE LEGEND



Botanical Name: *Pyrus calleryana*
Common Name: 'Bradford' or Cherry Blossom or Similar
Pot Size: 200Lt
Mature H x S: 10m x 5m
Quantity: 2



Common Name: *Japanese Box*
Common Name: Yucca Carnival or similar
Pot Size: 150mm
Mature H x S: 0.5m-1.5m x 0.5m-2m
Quantity: mixed as indicated

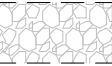


Common Name: *Red Robin*
Common Name: *Golden Cane Palm - Dypsis lutescens*
Pot Size: 250mm
Mature H x S: 2.5m x 1.5m
Quantity: as indicated

GRASS/ GROUNDCOVERS:



SIR WALTER BUFFALO
LAWN/ SIMILAR



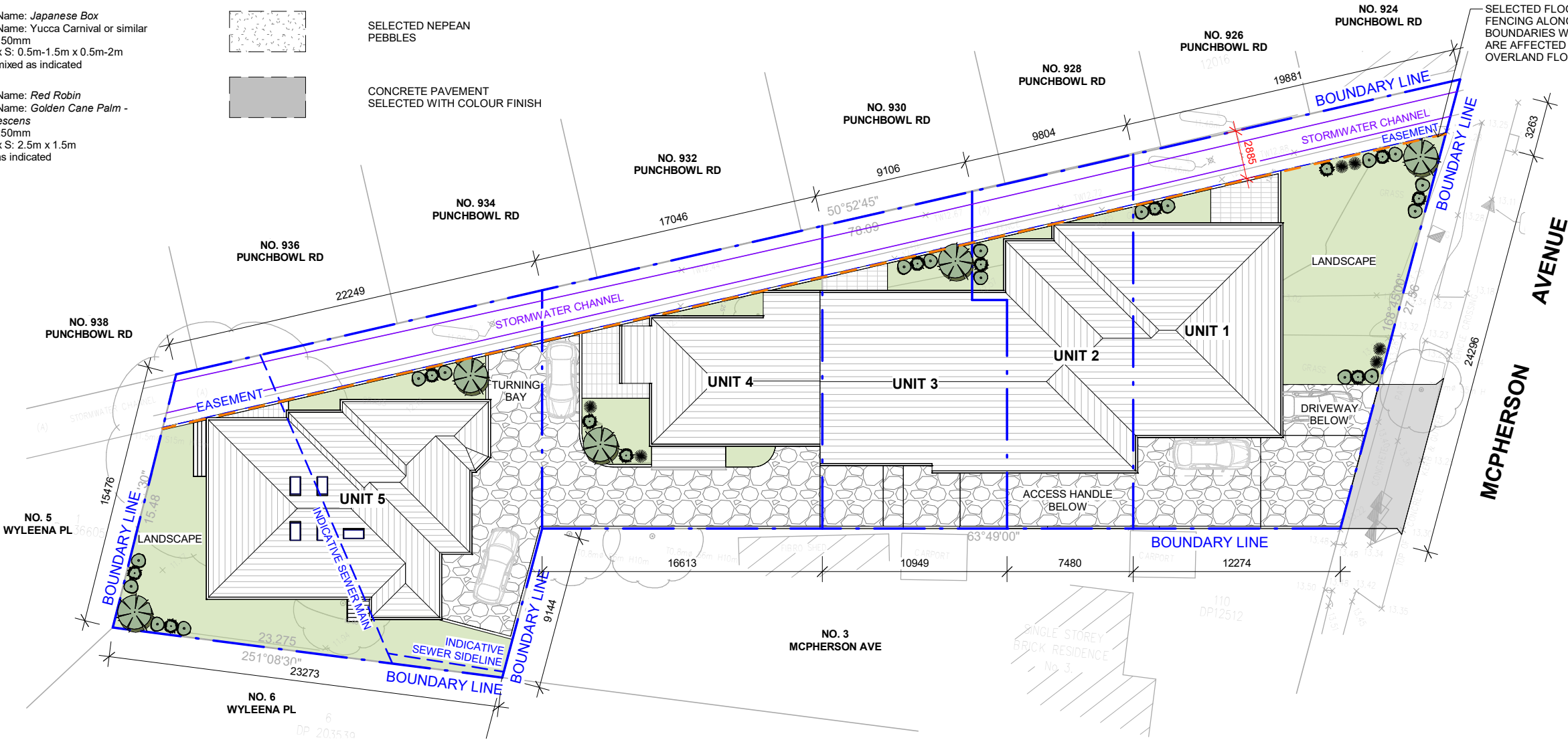
SELECTED PAVEMENT/
STEPPING STONE



SELECTED NEPEAN
PEBBLES



CONCRETE PAVEMENT
SELECTED WITH COLOUR FINISH



1 CONCEPT LANDSCAPE PLAN
1 : 300

PLANT/ TREE IMAGE SAMPLES



PYRUS BRADFORD



CHERRY BLOSSOM TREE



GOLDEN CANE PALM -
DYPISIS LUTESCENS



YUCCA CARNIVAL



JAPANESE BOX OR SIMILAR



VARIEGATED
PITTOSPORUM SHRUB



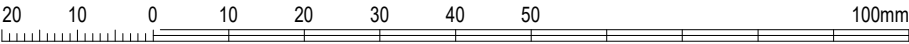
RED ROBIN PLANT

LANDSCAPE PLAN NOTES

This plan should be read in conjunction with the architectural and hydraulics plans. Work specific to these plans should be prepared in accordance to these plans, including specification and details prior to the installation of landscaping, and should not be altered or compromised during landscape construction. Elements such as drainage swales may be incorporated in garden bed areas (using non-floatable mulch) without compromising the capacity or form.

GENERAL NOTE:

ENSURE THAT THE MASS PLANTING AREAS HAVE BEEN EXCAVATED TO 300 BELOW FINISHED LEVELS. RIP TO A FURTHER DEPTH OF 150mm. SUPPLY & INSTALL 300mm SOIL MIX. SOIL MIX TO COMPRISE OF ONE PART APPROVED COMPOST TO THREE PARTS TOPSOIL. TOPSOIL SHALL BE EITHER IMPORTED TOIPSOIL OR STOCKPILED SITE TOPSOIL (IF SUITABLE IE: NO CLAY) INSTALL 75mm DEPTH OF SELECTED MULCH.



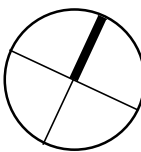
NOT FOR CONSTRUCTION		
Do not scale drawings. Use figured dimensions only. Check & verify levels and dimensions on site prior to the commencement of any work, the preparation of shop drawings or the fabrication of components. All construction works to AS and NCC standards. This drawing is the copyright of Resolut and is protected under the Copyright Act 1968. It may not be altered, reproduced or transmitted in any form, or by any means without the express permission of Resolut.		
B	16.12.24	REVISED DA
A	13.12.24	REVISED DA
ISSUE	DATE	REVISION

designed



RESOLUT

p: (02) 8003 5885
e: info@resolut.com.au



client BASSIM OMAR

project
PROPOSED MULTI DWELLING
HOUSING
1 MCPHERSON AVENUE, PUNCHBOWL NSW 2196
LOT 2 DP536605

drawing

CONCEPT
LANDSCAPE PLAN

print 16.12.24

drawn: AD

checked: CH

scale As indicated @A3

DA ISSUE

job

RG24.17
drawing

issue

B

L01